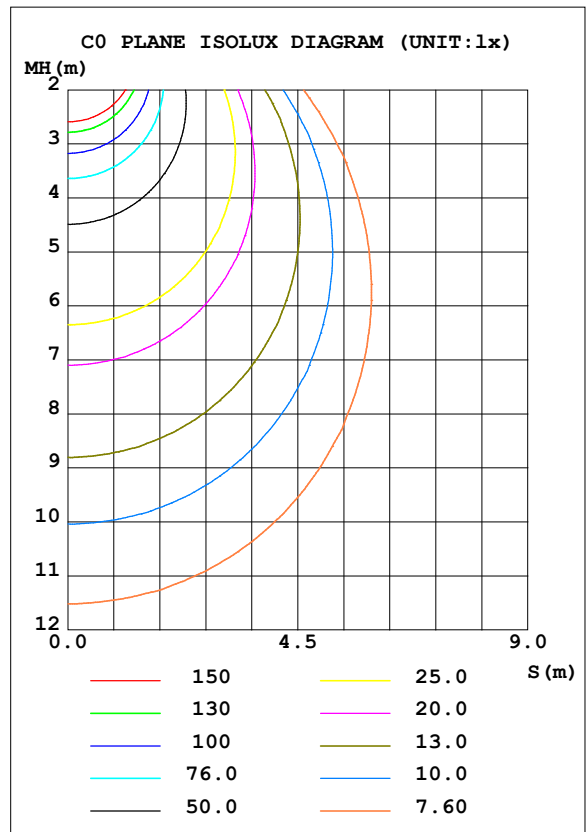
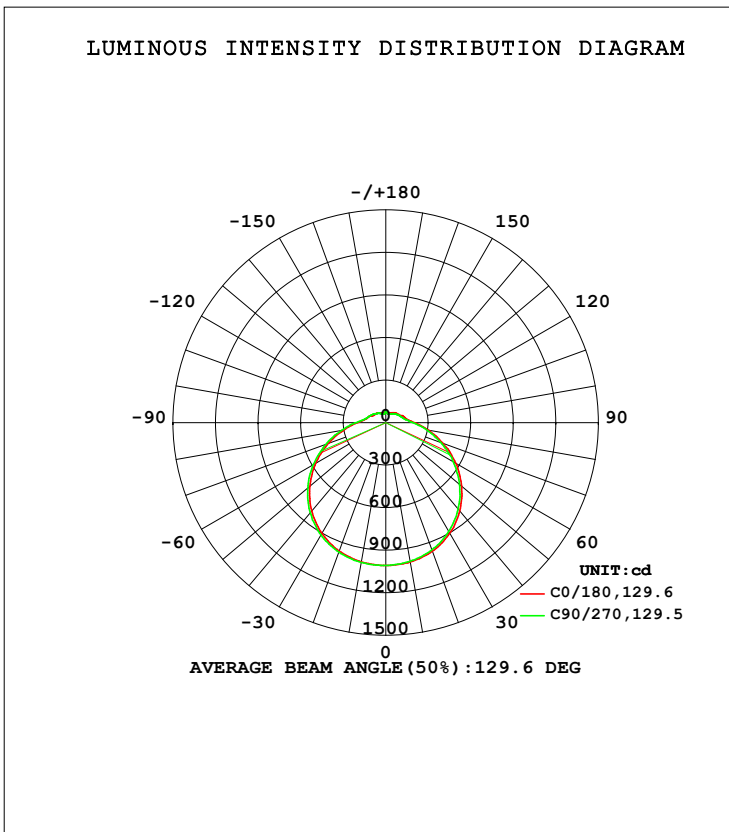


LUMINAIRE PHOTOMETRIC TEST REPORT

Test:U:219.98V I:0.4821A P:57.058W PF:0.5376 Freq:50.00Hz Lamp Flux:4358.99x1lm		
NAME:PPB 60W-1	TYPE:	WEIGHT:
SPEC.:	DIM.:	SERIAL No.:
MFR.:	SUR.:0.48	Shielding Angle:

DATA OF LAMP		PHOTOMETRIC DATA Eff: 76.40 lm/W			
MODEL		I <sub>max</sub> (cd)	1010	S/MH (C0/180)	1.33
NOMINAL POWER (W)		LOR (%)	100.0	S/MH (C90/270)	1.35
RATED VOLTAGE (V)		TOTAL FLUX (lm)	4359.0	η UP, DN (C0-180)	8.0, 41.2
NOMINAL FLUX (lm)	4358.99	CIE CLASS	SEMI-D.	η UP, DN (C180-360)	8.3, 42.6
LAMPS INSIDE	1	η up (%)	16.2	CIBSE SHR NOM	1.50
TEST VOLTAGE (V)		η down (%)	83.8	CIBSE SHR MAX	1.55



C Range: 0 - 360DEG  
 C Interval: 22.5DEG  
 Test Speed: HIGH  
 Temperature: 25.2DEG  
 Operators:  
 Test Date: 2023-07-28

γ Range: 0 - 180DEG  
 γ Interval: 1.0DEG  
 Test System: EVERFINE GO-2000B\_V1 SYSTEM V2.00.411  
 Humidity: 60%  
 Test Distance: 8.650m [K=1.0000]  
 Remarks:

ZONAL FLUX DIAGRAM

ZONAL FLUX DIAGRAM:

γ	C0	C45	C90	C135	C180	C225	C270	C315	γ	Φ zone	Φ total	%lum, lamp
10	997.5	995.1	992.4	992.7	996.5	999.2	1002	999.9	0- 10	95.65	95.65	2.19,2.19
20	964.0	957.5	954.4	955.6	963.3	969.2	971.7	969.9	10- 20	277.9	373.6	8.57,8.57
30	901.9	893.0	887.7	890.6	901.8	911.7	914.5	913.2	20- 30	431.8	805.4	18.5,18.5
40	812.2	800.9	794.3	797.2	812.7	824.2	829.6	825.6	30- 40	538.7	1344	30.8,30.8
50	698.1	687.7	679.6	682.9	700.6	714.0	718.0	712.9	40- 50	585.5	1930	44.3,44.3
60	568.9	554.2	548.9	553.8	572.1	583.6	589.2	584.4	50- 60	568.9	2498	57.3,57.3
70	430.3	417.0	413.5	418.7	432.1	443.2	450.6	445.9	60- 70	495.8	2994	68.7,68.7
80	303.0	295.2	291.7	292.8	301.4	310.5	316.4	316.3	70- 80	385.9	3380	77.5,77.5
90	203.4	194.0	192.2	193.7	199.8	204.5	211.3	207.5	80- 90	271.7	3652	83.8,83.8
100	151.0	142.1	140.0	138.7	146.9	148.7	152.7	151.3	90-100	186.0	3838	88,88
110	133.2	120.8	118.8	119.0	127.5	123.9	128.1	128.9	100-110	141.8	3980	91.3,91.3
120	109.2	107.2	106.0	104.7	105.0	109.5	114.1	112.1	110-120	114.8	4094	93.9,93.9
130	101.0	89.22	94.33	85.88	96.96	92.04	99.48	95.14	120-130	90.16	4185	96,96
140	92.83	78.84	82.95	75.68	89.18	78.23	88.04	80.39	130-140	67.82	4252	97.6,97.6
150	81.30	71.83	71.93	70.64	78.90	70.67	75.56	73.78	140-150	48.62	4301	98.7,98.7
160	70.66	63.87	64.95	65.86	70.63	63.86	66.26	68.71	150-160	32.48	4334	99.4,99.4
170	70.13	71.21	69.26	71.65	70.88	68.38	66.60	70.26	160-170	18.64	4352	99.8,99.8
180	76.96	73.93	78.73	73.10	76.94	73.95	78.72	73.09	170-180	6.833	4359	100,100
DEG	LUMINOUS INTENSITY:cd									UNIT:lm		

Conical surface Flux(90deg): 1635 lm

%lum = 37.5%

%lamp = 37.5%

Conical surface Flux(120deg): 2498.5 lm

%lum = 57.3%

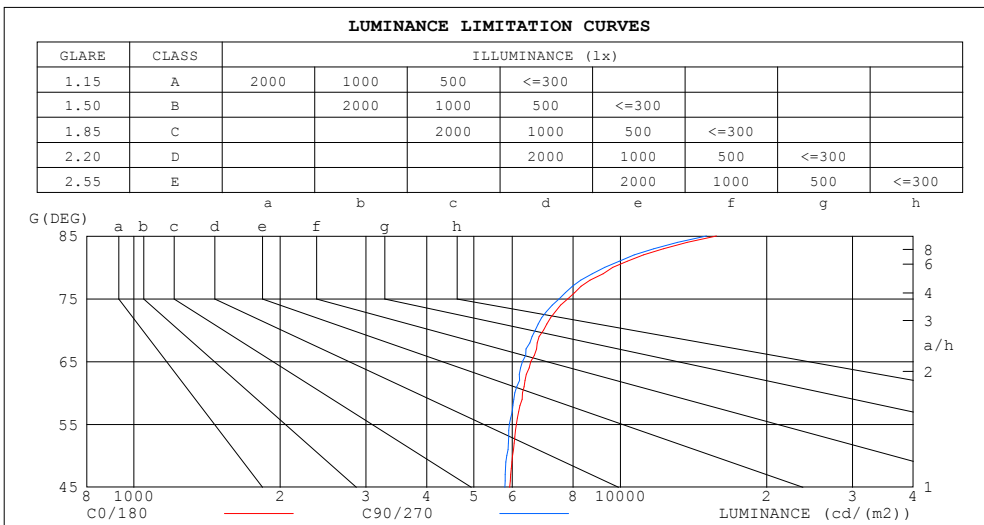
%lamp = 57.3%

C Range: 0 - 360DEG  
 C Interval: 22.5DEG  
 Test Speed: HIGH  
 Temperature:25.2DEG  
 Operators:  
 Test Date:2023-07-28

γ Range: 0 - 180DEG  
 γ Interval: 1.0DEG  
 Test System:EVERFINE GO-2000B\_V1 SYSTEM V2.00.411  
 Humidity:60%  
 Test Distance:8.650m [K=1.0000]  
 Remarks:

LUMINANCE LIMITATION CURVES

Test:U:219.98V I:0.4821A P:57.058W PF:0.5376 Freq:50.00Hz Lamp Flux:4358.99x1 lm		
NAME: 吸顶灯	TYPE:60W	WEIGHT:
SPEC.:	DIM.:	SERIAL No.:
MFR.: 星明	SUR.:0.48	Shielding Angle:



LUMINANCE cd/(m2)		
G (DEG)	C0/180	C90/270
85	15771	15031
80	9646	9289
75	7811	7495
70	6956	6685
65	6551	6294
60	6290	6069
55	6116	5918
50	6005	5846
45	5927	5792

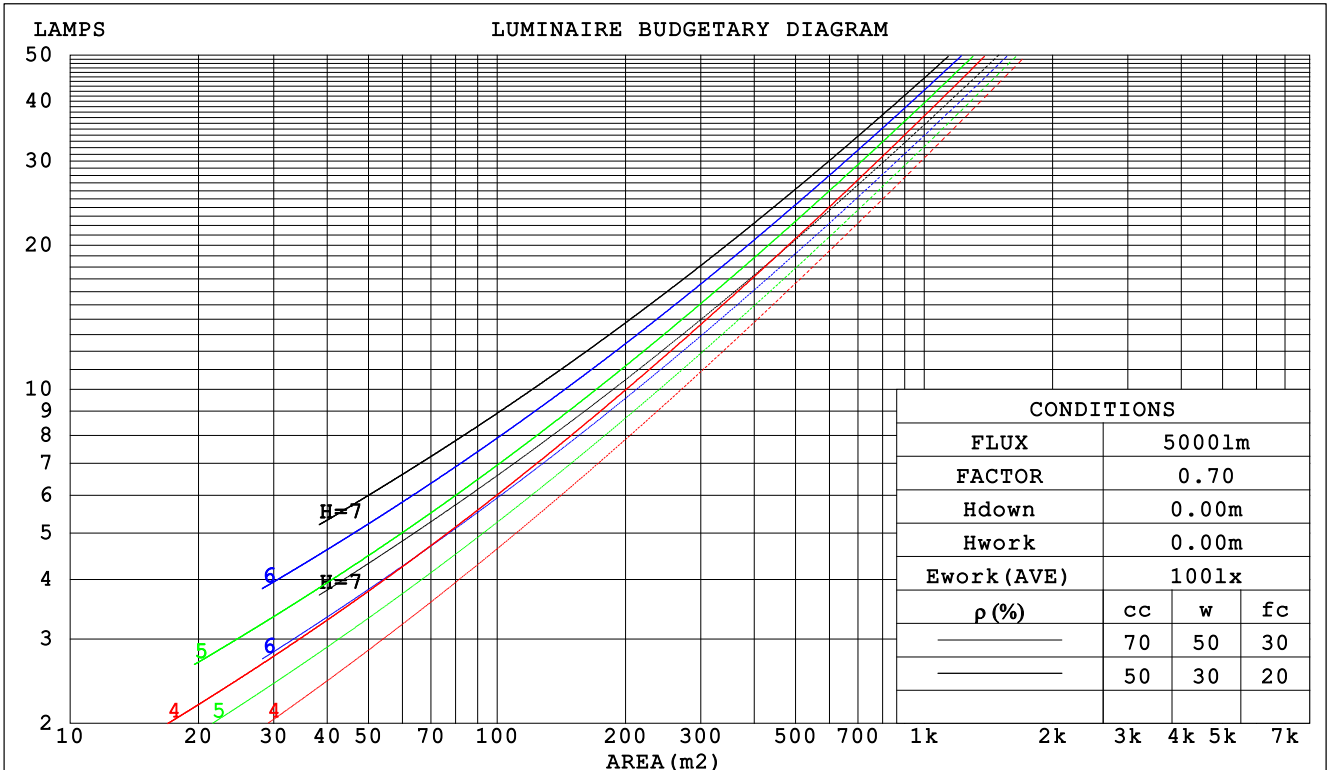
C Range: 0 - 360DEG  
 C Interval: 22.5DEG  
 Test Speed: HIGH  
 Temperature:25.2DEG  
 Operators:  
 Test Date:2023-07-28

γ Range: 0 - 180DEG  
 γ Interval: 1.0DEG  
 Test System:EVERFINE GO-2000B\_V1 SYSTEM V2.00.411  
 Humidity:60%  
 Test Distance:8.650m [K=1.0000]  
 Remarks:

CU AND LUMINAIRE BUDGETARY ESTIMATE DIAGRAM

Test:U:219.98V I:0.4821A P:57.058W PF:0.5376 Freq:50.00Hz Lamp Flux:4358.99x1 lm		
NAME: 吸顶灯	TYPE:60W	WEIGHT:
SPEC.:	DIM.:	SERIAL No.:
MFR.: 星明	SUR.:0.48	Shielding Angle:

$\rho_{cc}$	80%			70%			50%			30%			10%			0
$\rho_w$	50%	30%	10%	50%	30%	10%	50%	30%	10%	50%	30%	10%	50%	30%	10%	0
$\rho_{fc}$	20%			20%			20%			20%			20%			0
RCR	RCR:Room Cavity Ratio						Coefficients of Utilization(CU)									
0.0	1.15	1.15	1.15	1.11	1.11	1.11	1.02	1.02	1.02	.94	.94	.94	.87	.87	.87	.84
1.0	.97	.92	.87	.93	.88	.84	.86	.82	.79	.79	.76	.73	.73	.70	.68	.65
2.0	.83	.76	.69	.80	.73	.67	.74	.68	.63	.68	.63	.59	.62	.59	.55	.52
3.0	.72	.63	.56	.69	.61	.55	.64	.57	.52	.59	.54	.49	.55	.50	.46	.43
4.0	.64	.54	.47	.61	.53	.46	.56	.49	.43	.52	.46	.41	.48	.43	.39	.36
5.0	.56	.47	.40	.54	.46	.39	.50	.43	.37	.47	.40	.35	.43	.38	.33	.31
6.0	.51	.41	.35	.49	.40	.34	.45	.38	.32	.42	.36	.31	.39	.33	.29	.27
7.0	.46	.37	.30	.44	.36	.30	.41	.34	.28	.38	.32	.27	.35	.30	.26	.23
8.0	.41	.33	.27	.40	.32	.26	.37	.30	.25	.35	.29	.24	.32	.27	.23	.21
9.0	.38	.30	.24	.37	.29	.23	.34	.27	.22	.32	.26	.21	.30	.25	.21	.19
10.0	.35	.27	.22	.34	.26	.21	.32	.25	.20	.30	.24	.19	.28	.22	.19	.17



C Range: 0 - 360DEG  
 C Interval: 22.5DEG  
 Test Speed: HIGH  
 Temperature:25.2DEG  
 Operators:  
 Test Date:2023-07-28

$\gamma$  Range: 0 - 180DEG  
 $\gamma$  Interval: 1.0DEG  
 Test System:EVERFINE GO-2000B\_V1 SYSTEM V2.00.411  
 Humidity:60%  
 Test Distance:8.650m [K=1.0000]  
 Remarks:

WEC AND CCEC

Test:U:219.98V I:0.4821A P:57.058W PF:0.5376 Freq:50.00Hz Lamp Flux:4358.99x1 lm		
NAME: 吸顶灯	TYPE:60W	WEIGHT:
SPEC.:	DIM.:	SERIAL No.:
MFR.: 星明	SUR.:0.48	Shielding Angle:

ρcc	80%			70%			50%			30%			10%			0
ρw	50%	30%	10%	50%	30%	10%	50%	30%	10%	50%	30%	10%	50%	30%	10%	0
ρfc	20%			20%			20%			20%			20%			0
RCR	RCR:Room Cavity Ratio						Wall Exitance Coefficients (WEC)									
0.0																
1.0	.369	.210	.066	.356	.203	.065	.334	.191	.061	.313	.180	.058	.294	.170	.055	
2.0	.324	.178	.054	.313	.172	.053	.293	.163	.051	.274	.154	.048	.256	.145	.046	
3.0	.290	.154	.046	.280	.150	.045	.262	.142	.043	.245	.134	.041	.229	.127	.039	
4.0	.262	.136	.040	.254	.133	.039	.237	.126	.038	.221	.119	.036	.207	.112	.034	
5.0	.239	.122	.035	.231	.119	.035	.216	.113	.033	.202	.107	.032	.189	.101	.030	
6.0	.220	.110	.032	.213	.107	.031	.199	.102	.030	.186	.097	.028	.174	.091	.027	
7.0	.203	.100	.028	.197	.098	.028	.184	.093	.027	.172	.088	.026	.161	.084	.025	
8.0	.189	.092	.026	.183	.090	.025	.171	.085	.024	.160	.081	.023	.150	.077	.022	
9.0	.176	.085	.024	.170	.083	.023	.160	.079	.022	.150	.075	.021	.140	.071	.021	
10.0	.165	.079	.022	.160	.077	.022	.150	.073	.021	.141	.070	.020	.132	.066	.019	

ρcc	80%			70%			50%			30%			10%			0
ρw	50%	30%	10%	50%	30%	10%	50%	30%	10%	50%	30%	10%	50%	30%	10%	0
ρfc	20%			20%			20%			20%			20%			0
RCR	RCR:Room Cavity Ratio						Ceiling Cavity Exitance Coefficients (CCEC)									
0.0	.314	.314	.314	.268	.268	.268	.183	.183	.183	.105	.105	.105	.034	.034	.034	
1.0	.309	.280	.254	.264	.241	.219	.181	.165	.151	.104	.096	.088	.033	.031	.028	
2.0	.302	.257	.220	.259	.221	.190	.177	.153	.132	.102	.089	.078	.033	.029	.025	
3.0	.294	.241	.198	.252	.208	.171	.173	.144	.120	.100	.084	.071	.032	.027	.023	
4.0	.287	.228	.183	.246	.197	.159	.169	.137	.112	.098	.080	.066	.032	.026	.022	
5.0	.279	.218	.173	.240	.189	.150	.165	.132	.106	.096	.077	.063	.031	.025	.021	
6.0	.272	.210	.166	.234	.182	.144	.161	.127	.102	.094	.075	.061	.030	.024	.020	
7.0	.265	.203	.160	.228	.176	.140	.157	.124	.099	.091	.073	.059	.030	.024	.020	
8.0	.258	.198	.156	.222	.172	.136	.154	.121	.097	.089	.071	.058	.029	.023	.019	
9.0	.252	.193	.153	.217	.168	.134	.150	.118	.095	.088	.070	.057	.028	.023	.019	
10.0	.246	.189	.151	.212	.164	.132	.147	.115	.093	.086	.068	.056	.028	.022	.018	

C Range: 0 - 360DEG  
 C Interval: 22.5DEG  
 Test Speed: HIGH  
 Temperature:25.2DEG  
 Operators:  
 Test Date:2023-07-28

γ Range: 0 - 180DEG  
 γ Interval: 1.0DEG  
 Test System:EVERFINE GO-2000B\_V1 SYSTEM V2.00.411  
 Humidity:60%  
 Test Distance:8.650m [K=1.0000]  
 Remarks:

UGR(Unified Glare Rating) Table

Test:U:219.98V I:0.4821A P:57.058W PF:0.5376 Freq:50.00Hz Lamp Flux:4358.99x1 lm										
NAME: 吸顶灯					TYPE:60W			WEIGHT:		
SPEC.:					DIM.:			SERIAL No.:		
MFR.: 星明					SUR.:0.48			Shielding Angle:		
ceiling/cavity	0.7	0.7	0.5	0.5	0.3	0.7	0.7	0.5	0.5	0.3
walls	0.5	0.3	0.5	0.3	0.3	0.5	0.3	0.5	0.3	0.3
working plane	0.2	0.2	0.2	0.2	0.2	0.2	0.2	0.2	0.2	0.2
Room dimensions	Viewed crosswise					Viewed endwise				
x = 2H y = 2H	18.2	19.6	18.7	20.0	20.6	18.0	19.4	18.5	19.9	20.4
3H	20.2	21.5	20.8	22.0	22.6	20.1	21.3	20.6	21.8	22.4
4H	21.3	22.5	21.8	23.0	23.6	21.1	22.3	21.6	22.8	23.4
6H	22.4	23.5	22.9	24.1	24.7	22.2	23.3	22.7	23.9	24.5
8H	23.0	24.1	23.6	24.6	25.3	22.8	23.9	23.3	24.4	25.0
12H	23.7	24.7	24.2	25.3	25.9	23.4	24.5	24.0	25.0	25.7
4H 2H	18.8	20.0	19.4	20.6	21.2	18.7	19.9	19.3	20.5	21.1
3H	21.1	22.2	21.7	22.7	23.4	21.0	22.0	21.5	22.6	23.2
4H	22.3	23.3	22.9	23.9	24.6	22.2	23.1	22.8	23.7	24.4
6H	23.6	24.5	24.2	25.1	25.8	23.4	24.3	24.0	24.9	25.6
8H	24.3	25.1	24.9	25.7	26.5	24.1	24.9	24.7	25.5	26.3
12H	25.1	25.9	25.8	26.5	27.2	24.9	25.6	25.5	26.3	27.0
8H 4H	22.8	23.6	23.4	24.2	24.9	22.6	23.4	23.3	24.1	24.8
6H	24.3	25.0	25.0	25.6	26.4	24.1	24.8	24.8	25.5	26.2
8H	25.2	25.8	25.9	26.5	27.3	25.0	25.6	25.7	26.3	27.1
12H	26.2	26.7	26.9	27.4	28.2	26.0	26.5	26.7	27.2	28.0
12H 4H	22.8	23.6	23.5	24.2	25.0	22.7	23.5	23.4	24.1	24.8
6H	24.5	25.1	25.2	25.8	26.6	24.3	24.9	25.0	25.6	26.4
8H	25.5	26.0	26.2	26.7	27.5	25.3	25.8	26.0	26.5	27.3
Variations with the observer position at spacings:										
S = 1.0H	+ 0.1 / - 0.1					+ 0.1 / - 0.1				
1.5H	+ 0.2 / - 0.3					+ 0.2 / - 0.3				
2.0H	+ 0.2 / - 0.3					+ 0.2 / - 0.4				

CIE Pub.117, 4359 lm Total Lamp Luminous Flux Corrected (8log(F/F0) = 5.1)  
Area: 0.180864 m2

C Range: 0 - 360DEG  
C Interval: 22.5DEG  
Test Speed: HIGH  
Temperature:25.2DEG  
Operators:  
Test Date:2023-07-28

γ Range: 0 - 180DEG  
γ Interval: 1.0DEG  
Test System:EVERFINE GO-2000B\_V1 SYSTEM V2.00.411  
Humidity:60%  
Test Distance:8.650m [K=1.0000]  
Remarks:

**UTILIZATION FACTORS TABLE**

Test:U:219.98V I:0.4821A P:57.058W PF:0.5376 Freq:50.00Hz Lamp Flux:4358.99x1 lm		
NAME: 吸顶灯	TYPE:60W	WEIGHT:
SPEC.:	DIM.:	SERIAL No.:
MFR.: 星明	SUR.:0.48	Shielding Angle:

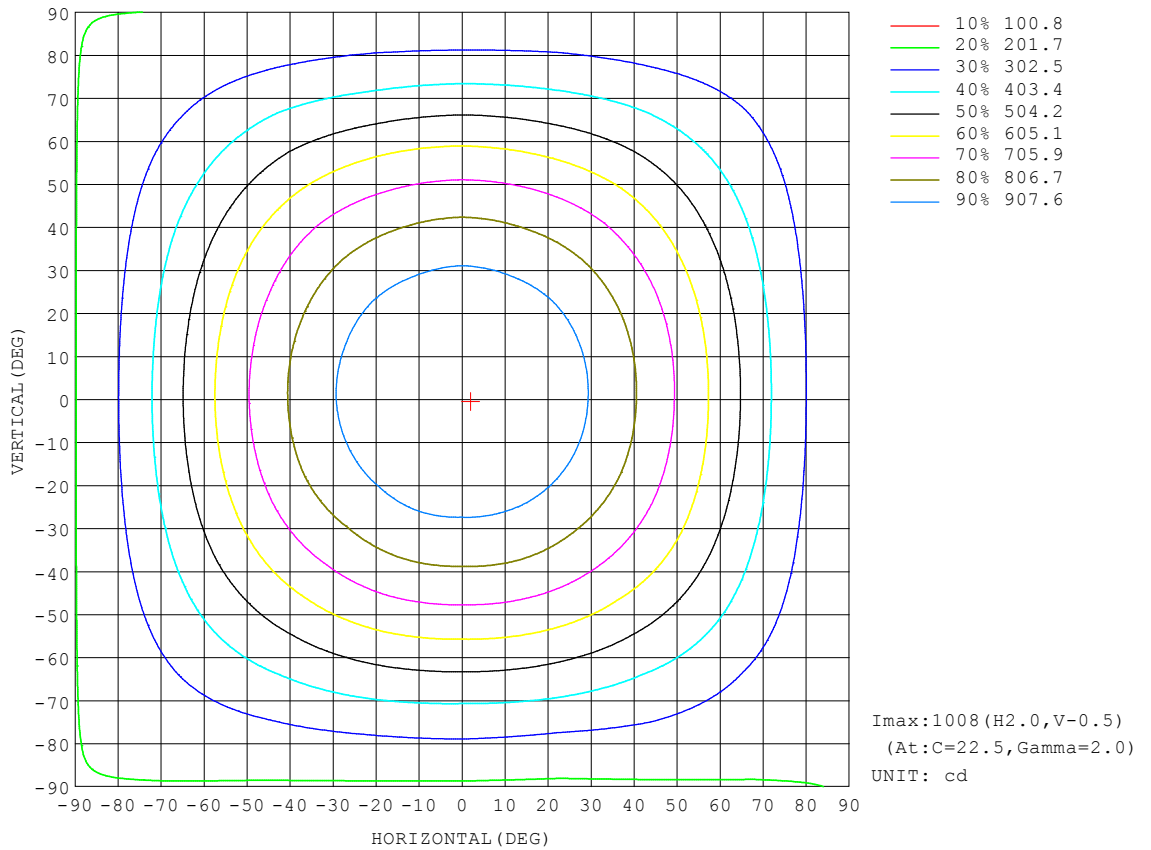
REFLECTANCE										
Ceiling	0.8	0.8	0.8	0.7	0.7	0.7	0.5	0.5	0.5	0
Walls	0.7	0.5	0.3	0.7	0.5	0.3	0.7	0.5	0.3	0
Working plane	0.2	0.2	0.2	0.2	0.2	0.2	0.2	0.2	0.2	0
ROOM INDEX	UTILIZATION FACTORS (PERCENT) $k(RI) \times RCR = 5$									
k = 0.60	49	37	30	48	36	29	46	35	29	22
0.80	58	46	38	57	45	37	54	44	37	29
1.00	66	54	46	64	53	45	61	53	44	35
1.25	73	61	53	71	60	52	67	57	50	41
1.50	78	67	58	76	65	57	71	62	55	45
2.00	86	75	67	83	73	66	77	69	63	52
2.50	90	80	73	87	78	71	81	73	68	55
3.00	94	85	78	90	82	76	84	77	72	59
4.00	98	91	85	95	88	82	88	82	78	64
5.00	101	95	89	97	91	86	90	85	81	67
ROOM INDEX	UF(total)									Direct
According to DIN EN 13032-2 2004			Suspended				SHRNOM = 1.25			

C Range: 0 - 360DEG  
 C Interval: 22.5DEG  
 Test Speed: HIGH  
 Temperature:25.2DEG  
 Operators:  
 Test Date:2023-07-28

$\gamma$  Range: 0 - 180DEG  
 $\gamma$  Interval: 1.0DEG  
 Test System:EVERFINE GO-2000B\_V1 SYSTEM V2.00.411  
 Humidity:60%  
 Test Distance:8.650m [K=1.0000]  
 Remarks:

ISOCANDELA DIAGRAM

Test:U:219.98V I:0.4821A P:57.058W PF:0.5376 Freq:50.00Hz Lamp Flux:4358.99x1 lm		
NAME: 吸顶灯	TYPE:60W	WEIGHT:
SPEC.:	DIM.:	SERIAL No.:
MFR.: 星明	SUR.:0.48	Shielding Angle:



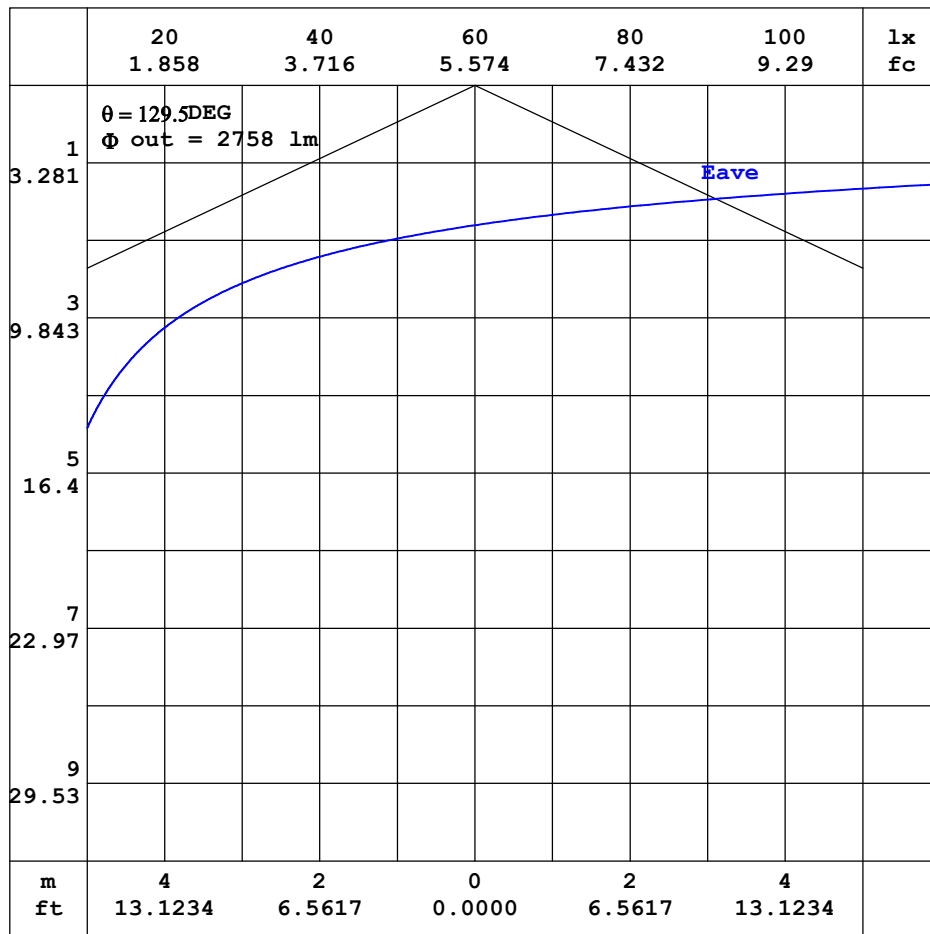
C Range: 0 - 360DEG  
 C Interval: 22.5DEG  
 Test Speed: HIGH  
 Temperature:25.2DEG  
 Operators:  
 Test Date:2023-07-28

γ Range: 0 - 180DEG  
 γ Interval: 1.0DEG  
 Test System:EVERFINE GO-2000B\_V1 SYSTEM V2.00.411  
 Humidity:60%  
 Test Distance:8.650m [K=1.0000]  
 Remarks:



AAI CURVES

Test:U:219.98V I:0.4821A P:57.058W PF:0.5376 Freq:50.00Hz Lamp Flux:4358.99x1 lm		
NAME: 吸顶灯	TYPE:60W	WEIGHT:
SPEC.:	DIM.:	SERIAL No.:
MFR.: 星明	SUR.:0.48	Shielding Angle:



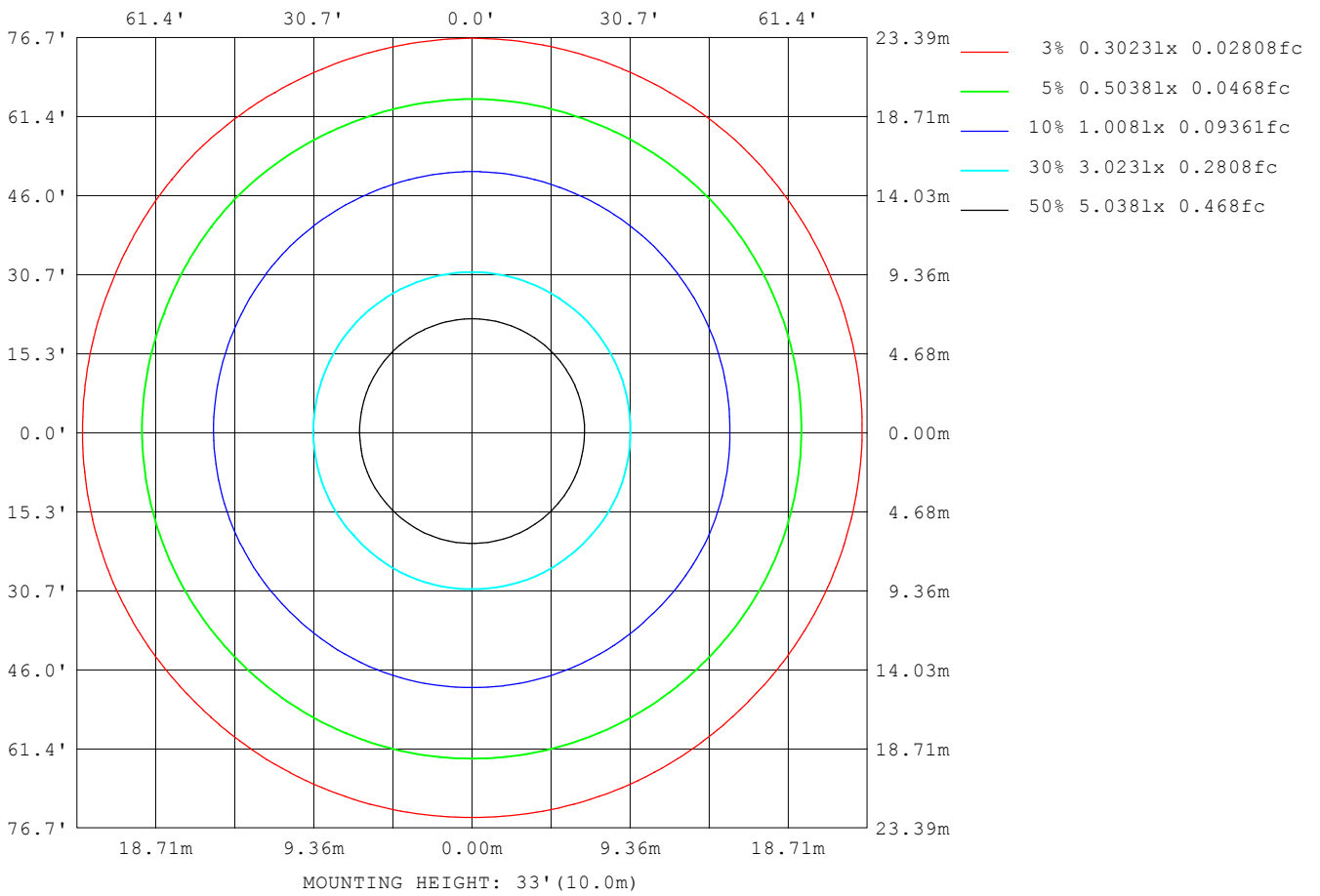
Note:The Curves indicate the illuminated area and the average illumination when the luminaire is at different distance.

C Range: 0 - 360DEG  
 C Interval: 22.5DEG  
 Test Speed: HIGH  
 Temperature:25.2DEG  
 Operators:  
 Test Date:2023-07-28

$\gamma$  Range: 0 - 180DEG  
 $\gamma$  Interval: 1.0DEG  
 Test System:EVERFINE GO-2000B\_V1 SYSTEM V2.00.411  
 Humidity:60%  
 Test Distance:8.650m [K=1.0000]  
 Remarks:

ISOLUX DIAGRAM

Test:U:219.98V I:0.4821A P:57.058W PF:0.5376 Freq:50.00Hz Lamp Flux:4358.99x1 lm		
NAME: 吸顶灯	TYPE:60W	WEIGHT:
SPEC.:	DIM.:	SERIAL No.:
MFR.: 星明	SUR.:0.48	Shielding Angle:



C Range: 0 - 360DEG  
 C Interval: 22.5DEG  
 Test Speed: HIGH  
 Temperature:25.2DEG  
 Operators:  
 Test Date:2023-07-28

γ Range: 0 - 180DEG  
 γ Interval: 1.0DEG  
 Test System:EVERFINE GO-2000B\_V1 SYSTEM V2.00.411  
 Humidity:60%  
 Test Distance:8.650m [K=1.0000]  
 Remarks:

**LED Avg.L Report**

Test:U:219.98V I:0.4821A P:57.058W PF:0.5376 Freq:50.00Hz Lamp Flux:4358.99x1 lm		
NAME: 吸顶灯	TYPE:60W	WEIGHT:
SPEC.:	DIM.:	SERIAL No.:
MFR.: 星明	SUR.:0.48	Shielding Angle:

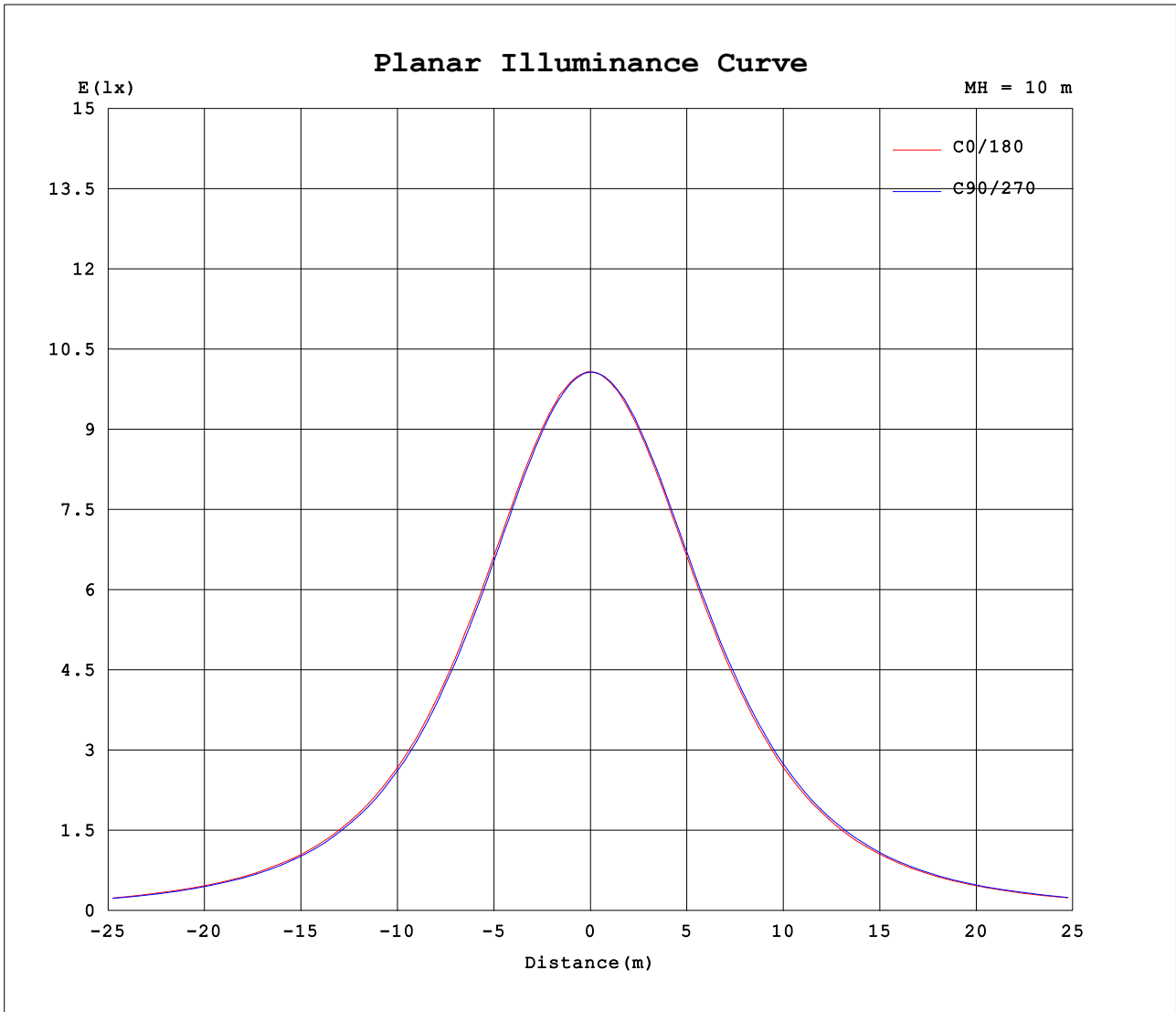
AvgL	cd/m2
L_0~180 (65) av	6564
L_0~180 (75) av	7812
L_0~180 (85) av	15711
L_90~270 (65) av	6543
L_90~270 (75) av	7826
L_90~270 (85) av	15773
L_45 (65) av	6543
L_45 (75) av	7810
L_45 (85) av	15721

Standard: GB/T 29293-2012

C Range: 0 - 360DEG  
 C Interval: 22.5DEG  
 Test Speed: HIGH  
 Temperature:25.2DEG  
 Operators:  
 Test Date:2023-07-28

γ Range: 0 - 180DEG  
 γ Interval: 1.0DEG  
 Test System:EVERFINE GO-2000B\_V1 SYSTEM V2.00.411  
 Humidity:60%  
 Test Distance:8.650m [K=1.0000]  
 Remarks:

Planar Illuminance Curve



C Range: 0 - 360DEG  
 C Interval: 22.5DEG  
 Test Speed: HIGH  
 Temperature:25.2DEG  
 Operators:  
 Test Date:2023-07-28

γ Range: 0 - 180DEG  
 γ Interval: 1.0DEG  
 Test System:EVERFINE GO-2000B\_V1 SYSTEM V2.00.411  
 Humidity:60%  
 Test Distance:8.650m [K=1.0000]  
 Remarks:

LUMINOUS DISTRIBUTION INTENSITY DATA

Test:U:219.98V I:0.4821A P:57.058W PF:0.5376 Freq:50.00Hz Lamp Flux:4358.99x1 lm		
NAME: 吸顶灯	TYPE:60W	WEIGHT:
SPEC.:	DIM.:	SERIAL No.:
MFR.: 星明	SUR.:0.48	Shielding Angle:

Table--1

UNIT: cd

C (DEG) γ (DEG)	0	22.5	45	67.5	90	112.5	135	157.5	180	202.5	225	247.5	270	292.5	315	337.5			
0	1008	1007	1007	1007	1007	1007	1007	1008	1008	1007	1007	1007	1007	1007	1007	1008			
5	1005	1004	1003	1003	1003	1003	1003	1003	1005	1005	1006	1006	1006	1006	1006	1006			
10	997	996	995	994	992	993	993	995	996	997	999	1000	1002	1000	1000	999			
15	984	982	980	979	977	977	978	982	983	984	987	988	989	989	988	986			
20	964	962	958	957	954	955	956	959	963	965	969	970	972	970	970	967			
25	936	934	929	927	924	926	927	931	936	939	943	944	946	945	944	941			
30	902	898	893	891	888	890	891	897	902	905	912	912	914	912	913	907			
35	860	857	850	848	845	847	847	856	860	864	872	871	875	873	872	867			
40	812	809	801	799	794	797	797	809	813	820	824	825	830	826	826	820			
45	758	755	748	745	741	745	743	752	758	763	772	772	777	774	773	766			
50	698	695	688	683	680	684	683	693	701	704	714	714	718	715	713	707			
55	634	633	623	618	614	617	619	630	636	640	651	650	656	652	650	644			
60	569	563	554	552	549	554	554	563	572	573	584	585	589	584	584	577			
65	501	494	486	482	481	487	486	499	503	506	514	515	519	514	515	506			
70	430	428	417	415	414	418	419	429	432	434	443	443	451	445	446	438			
75	366	357	352	350	351	351	354	362	366	367	375	383	382	380	382	375			
80	303	294	295	284	292	292	293	299	301	303	311	311	316	318	316	313			
85	249	242	239	232	237	239	239	246	247	250	255	254	260	263	258	257			
90	203	197	194	188	192	193	194	197	200	203	205	207	211	212	208	207			
95	170	167	164	159	162	163	161	169	168	168	173	170	177	178	174	176			
100	151	148	142	139	140	140	139	146	147	146	149	147	153	153	151	152			
105	140	136	128	128	127	127	127	131	134	133	133	134	137	137	138	137			
110	133	128	121	121	119	118	119	120	127	124	124	126	128	128	129	128			
115	121	115	114	114	112	111	111	107	113	112	117	119	121	120	120	117			
120	109	105	107	106	106	104	105	101	105	102	110	111	114	111	112	108			
125	105	98.8	99.2	99.4	100	97.1	96.3	94.2	101	94.8	102	104	107	102	105	101			
130	101	94.4	89.2	93.1	94.3	90.4	85.9	88.3	97.0	90.1	92.0	94.9	99.5	95.2	95.1	94.7			
135	97.3	90.1	82.9	85.1	88.8	83.3	79.8	83.1	93.3	85.4	84.0	87.3	91.9	89.8	86.0	89.3			
140	92.8	84.9	78.8	75.6	82.9	73.6	75.7	79.4	89.2	80.9	78.2	81.1	88.0	81.3	80.4	82.7			
145	87.7	80.3	75.5	72.2	77.0	70.2	72.4	77.4	84.0	77.3	73.6	74.6	82.3	74.0	76.4	78.7			
150	81.3	76.6	71.8	68.8	71.9	68.8	70.6	73.9	78.9	73.2	70.7	71.6	75.6	72.3	73.8	76.1			
155	74.7	72.4	67.6	65.7	67.7	67.5	68.6	70.6	74.2	69.2	67.7	68.6	70.5	69.4	71.0	73.0			
160	70.7	69.2	63.9	62.7	65.0	66.2	65.9	66.7	70.6	65.5	63.9	65.9	66.3	66.1	68.7	71.8			
165	67.8	66.4	61.9	60.8	63.7	64.6	64.0	64.1	67.7	63.0	61.2	63.5	64.1	63.2	67.2	71.0			
170	70.1	71.0	71.2	66.0	69.3	70.9	71.6	66.7	70.9	66.2	68.4	68.6	66.6	65.4	70.3	73.9			
175	75.3	75.1	71.4	70.3	74.5	75.5	70.1	70.8	74.5	71.1	69.2	73.7	74.5	70.2	70.8	76.2			
180	77.0	74.1	73.9	73.4	78.7	74.7	73.1	74.9	76.9	74.1	73.9	73.4	78.7	74.7	73.1	75.0			

C Range: 0 - 360DEG  
 C Interval: 22.5DEG  
 Test Speed: HIGH  
 Temperature:25.2DEG  
 Operators:  
 Test Date:2023-07-28

γ Range: 0 - 180DEG  
 γ Interval: 1.0DEG  
 Test System:EVERFINE GO-2000B\_V1 SYSTEM V2.00.411  
 Humidity:60%  
 Test Distance:8.650m [K=1.0000]  
 Remarks: